



Boscobel Area School District

Community Survey Report

January 9, 2023

Contents



Background Info



**Survey/Respondent
Information**



Results & Analysis



Wrap-up/Questions





Our mission is to help educational leaders gather, organize, and use data to make strategic decisions.

- Founded in **2002** to provide independent research
- Conducted over **10,000** staff, parent, and student, and community surveys for school improvement
- Helped more than **900** districts navigate the strategic planning and referendum planning process

Boscobel Area Community Survey Process



Households within the District were mailed a paper survey.
Respondents could:

1) Fill out the paper survey and return directly to School Perceptions

or

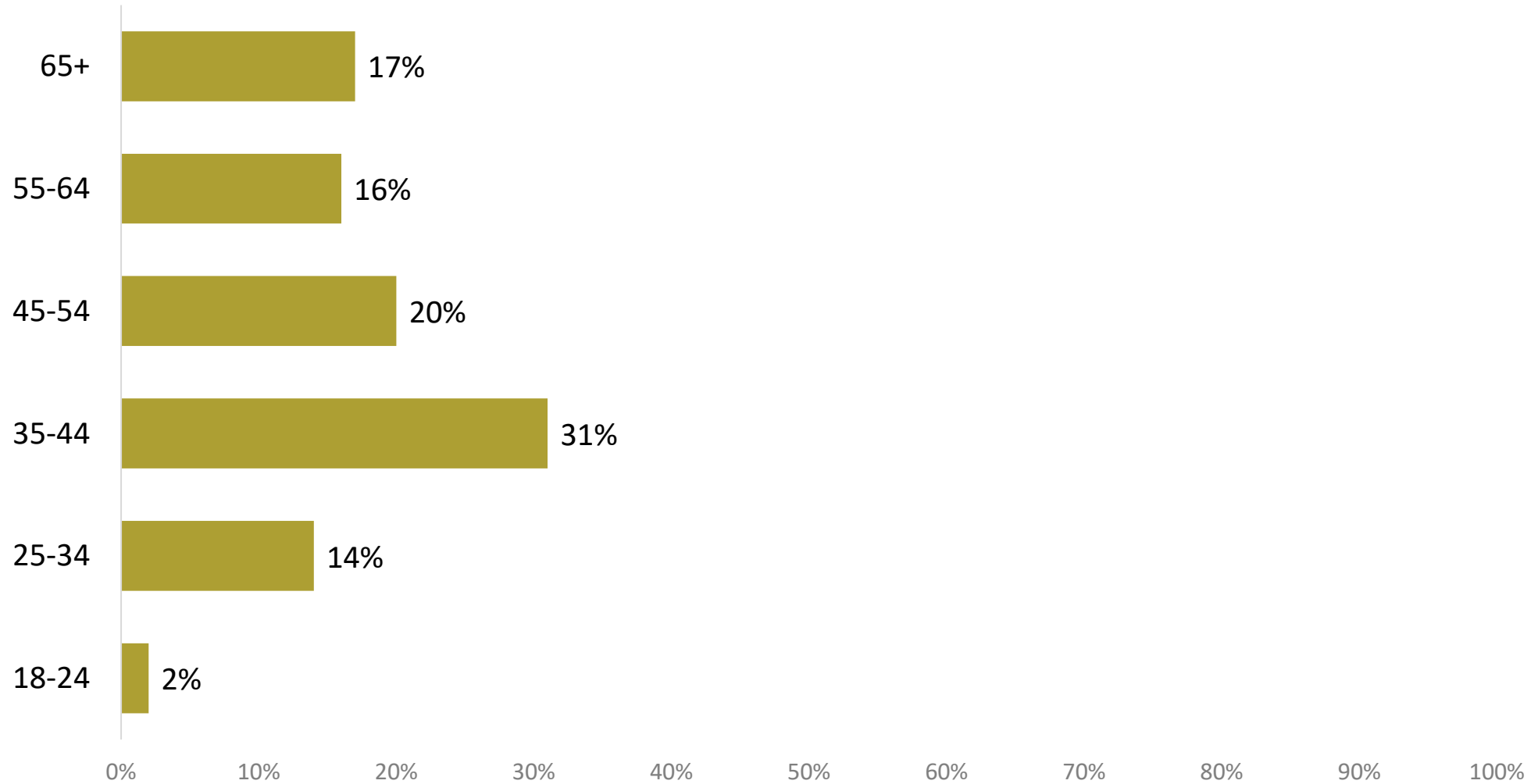
2) Take the survey online with a one-time-use code

Survey Information

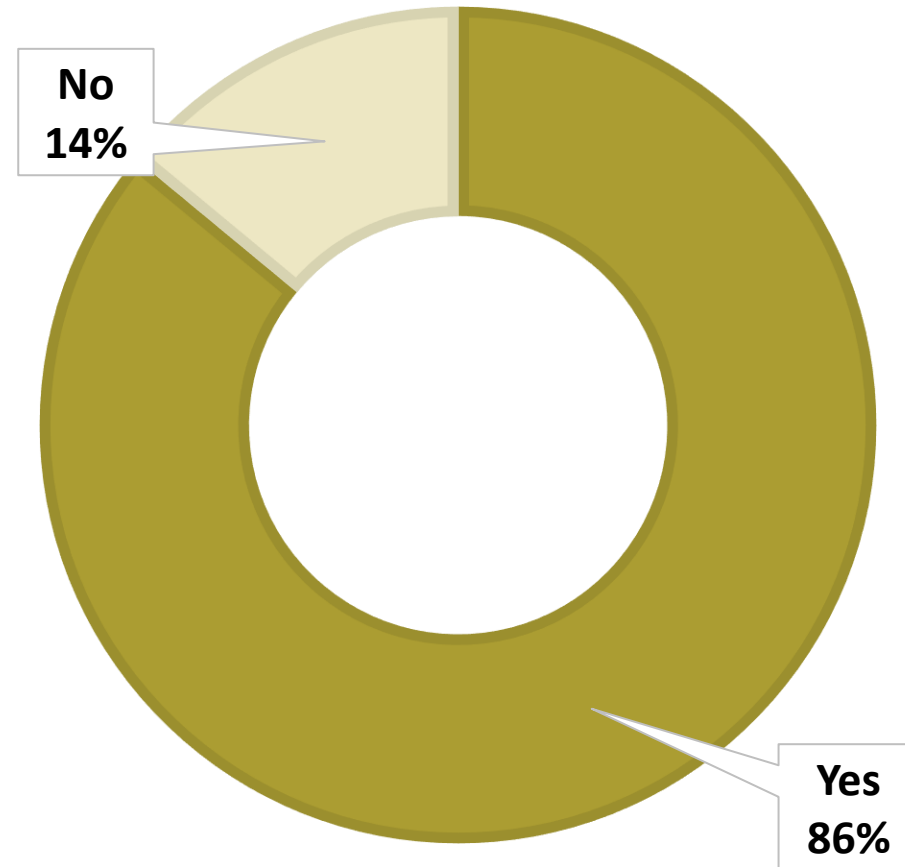


- **December 23, 2022** survey deadline
- **363** total respondents
- **16%** response rate
- **+/- 5.25%** margin of error

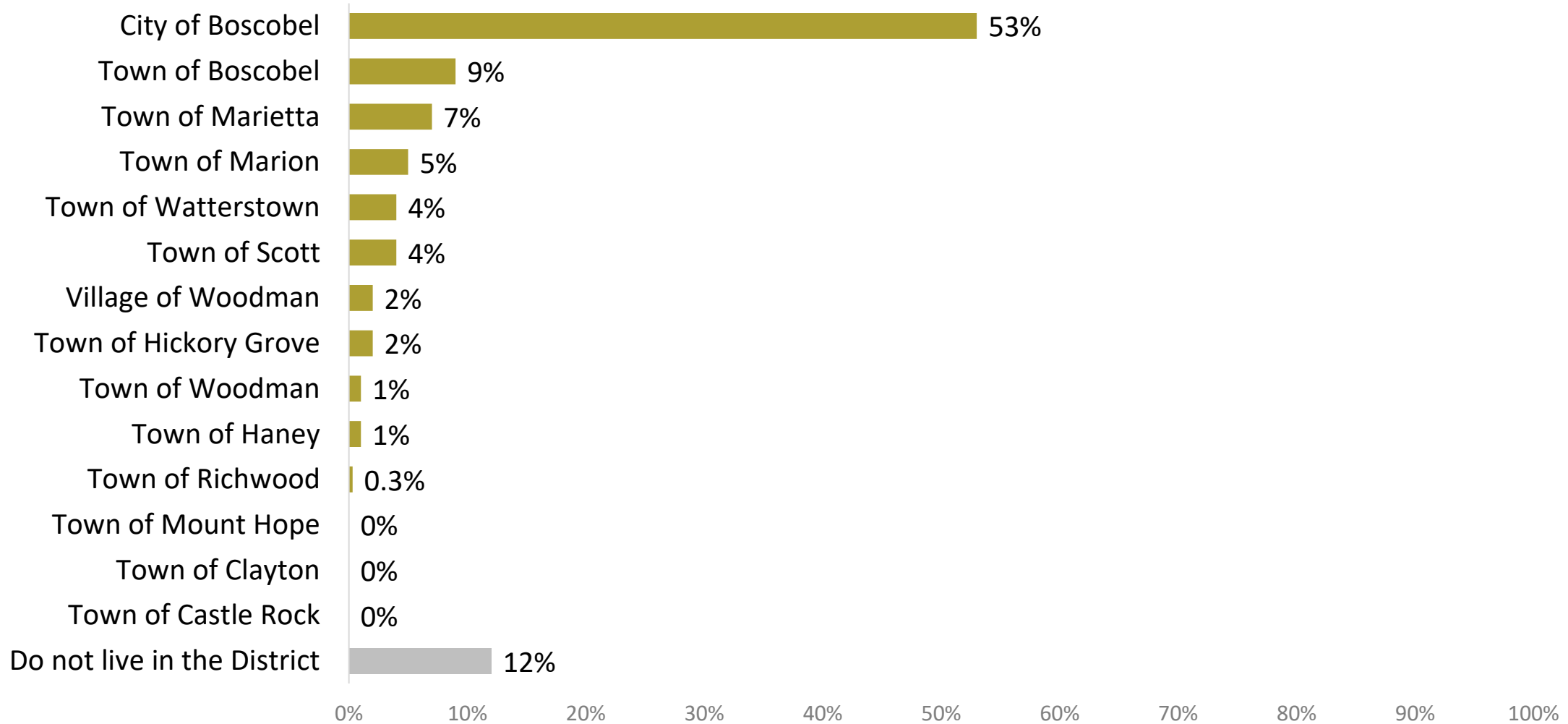
What is your age?



Is your primary residence in the Boscobel Area School District?



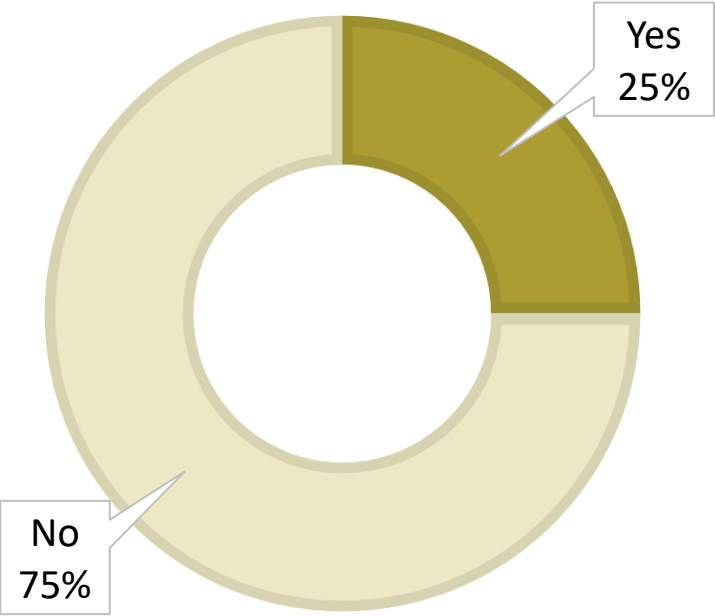
In which municipality do you live?



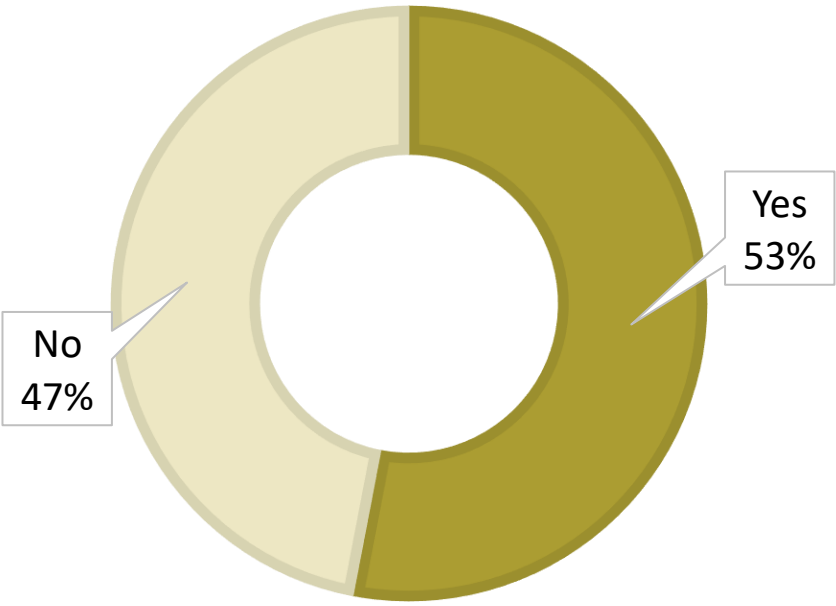
Respondent Information



Are you an employee of the Boscobel Area School District?

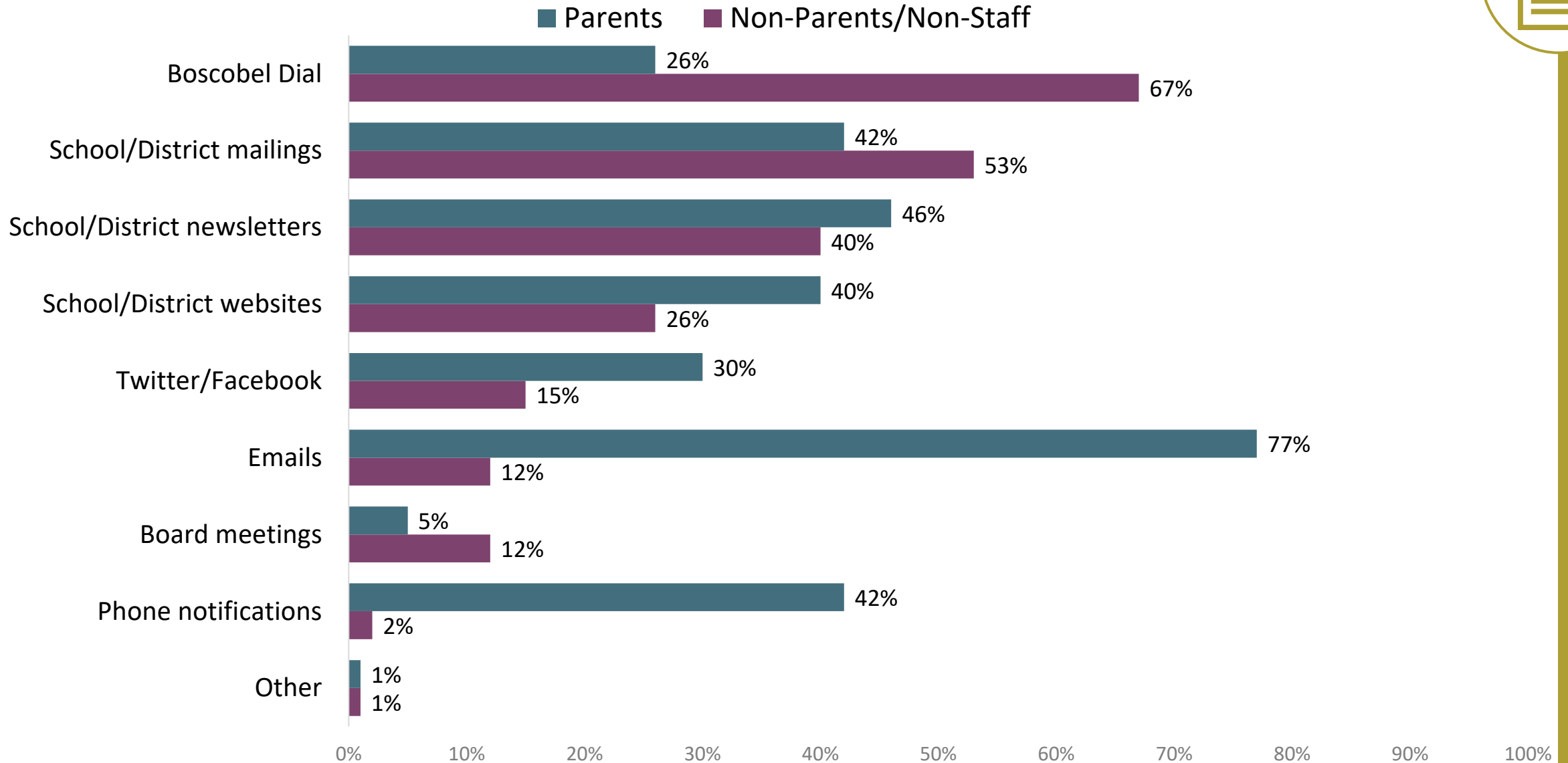


Do you have children attending a school in the District?



How do you like to receive school/District information?

(Mark all that apply.)



Financial Background



The District works hard to use your tax dollars wisely. In recent years, our mill rate (which is used to calculate a school district's share of local property taxes) has **declined by approximately 36%**.

As of October 2022, our tax mill rate was **below the state average** and the **second lowest in our athletic conference**.

Boscobel Area School District Tax Mill Rates
Recent Downward Trend



Long-Term Facility Planning: Right-Sizing Our District



The District conducted a community-wide survey in 2019. Results showed that a majority of respondents supported reducing the number of schools we maintain and eventually consolidating operations on one campus.

Downsizing is necessary because:

- We do not believe spending more money to update the aging Annex Building (built in 1945) and Rock School (built in 1898) is a good use of your tax dollars.
- We could save more than \$150,000 each year by having two fewer buildings to heat, clean, operate, and maintain. It would also eliminate future maintenance expenses at these two facilities and allow us to better share staff.
- These savings are very important because we have not received any additional funding from the state on a per-student basis, and costs continue to increase (such as transportation, technology expenses, and utilities).

Long-Term Facility Planning: Right-Sizing Our District



The District conducted a community-wide survey in 2019. Results showed that a majority of respondents supported reducing the number of schools we maintain and eventually consolidating operations on one campus.

Downsizing is necessary because:

- We do not believe spending more money to update the aging Annex Building (built in 1945) and Rock School (built in 1898) is a good use of your tax dollars.
- We could save more than \$150,000 each year by having two fewer buildings to heat, clean, operate, and maintain. It would also eliminate future maintenance expenses at these two facilities and allow us to better share staff.
- These savings are very important because we have not received any additional funding from the state on a per-student basis, and costs continue to increase (such as transportation, technology expenses, and utilities).

Facility Planning Timeline



2015	<ul style="list-style-type: none">- Began long-term planning to identify potential facility improvements- Established a trust fund (Fund 46) to save for ongoing facility expenses
2016	<ul style="list-style-type: none">- Community voted against the facilities referendum to consolidate schools
2019	<ul style="list-style-type: none">- The District conducted a community-wide survey
2021	<ul style="list-style-type: none">- Performed facility assessment
2022	<ul style="list-style-type: none">- Formed Facility Advisory Committee (made up of community members and district staff) to refine options

Facility Projects



Over the long term, we would like to improve operational and staff efficiencies by serving all students at our middle-high school site.

Given the cost, we know doing this at one time is not realistic. Therefore, this will need to be done in phases. This survey section will gather your feedback on what projects should be addressed in the first phase.



Results & Analysis



Facility Project Support

Residents – High (3), Medium (2), Low (1)



Major Building Systems/ Infrastructure		Priority Score: 2.67
Grades 4-5 Addition & Close Rock School		Priority Score: 2.43
MS-HS Updates		Priority Score: 2.39
Elementary School Updates		Priority Score: 2.35
Gym Addition		Priority Score: 2.34
Close the Annex Building & Expand MS-HS Cafeteria		Priority Score: 2.26
Career & Tech Ed		Priority Score: 2.26

■ High
 ■ Medium
 ■ Low

Priority Scores *(Resident Respondents)*



Staff	Parents	Non-Parents/ Non-Staff	All Respondents
Grades 4-5 Addition & Close Rock School (2.83)	Major Building Systems/ Infrastructure (2.73)	Major Building Systems/ Infrastructure (2.51)	Major Building Systems/ Infrastructure (2.67)
Major Building Systems/ Infrastructure (2.81)	Gym Addition (2.47)	Grades 4-5 Addition & Close Rock School (2.25)	Grades 4-5 Addition & Close Rock School (2.43)
Close the Annex Building & Expand MS-HS Cafeteria (2.67)	MS-HS Updates (2.45)	MS-HS Updates (2.21)	MS-HS Updates (2.39)
MS-HS Updates (2.63)	Grades 4-5 Addition & Close Rock School (2.43)	Elementary School Updates (2.19)	Elementary School Updates (2.35)
Gym Addition (2.62)	Elementary School Updates (2.39)	Career & Tech Ed (2.12)	Gym Addition (2.34)
Elementary School Updates (2.57)	Career & Tech Ed (2.31)	Close the Annex Building & Expand MS-HS Cafeteria (2.07)	Close the Annex Building & Expand MS-HS Cafeteria (2.26)
Career & Tech Ed (2.44)	Close the Annex Building & Expand MS-HS Cafeteria (2.25)	Gym Addition (2.07)	Career & Tech Ed (2.26)

Funding Support



Voters in the Boscobel Area School District would need to approve a capital (facilities) referendum to fund any projects included in this survey.

Cost Review

Grades 4-5 Addition & Close Rock School	\$10.9 million
Gym Addition	\$9.7 million
Career & Tech Ed (“Shop”)	\$2.7 million
Major Building Systems/Infrastructure	\$2.0 million
Close the Annex Building & Expand Middle-High School Cafeteria	\$3.1 million
Elementary School Updates	\$1.4 million
Middle-High School Updates	\$4.3 million

Funding Support



The chart below shows the tax mill rate impact for various facility referendum amounts.

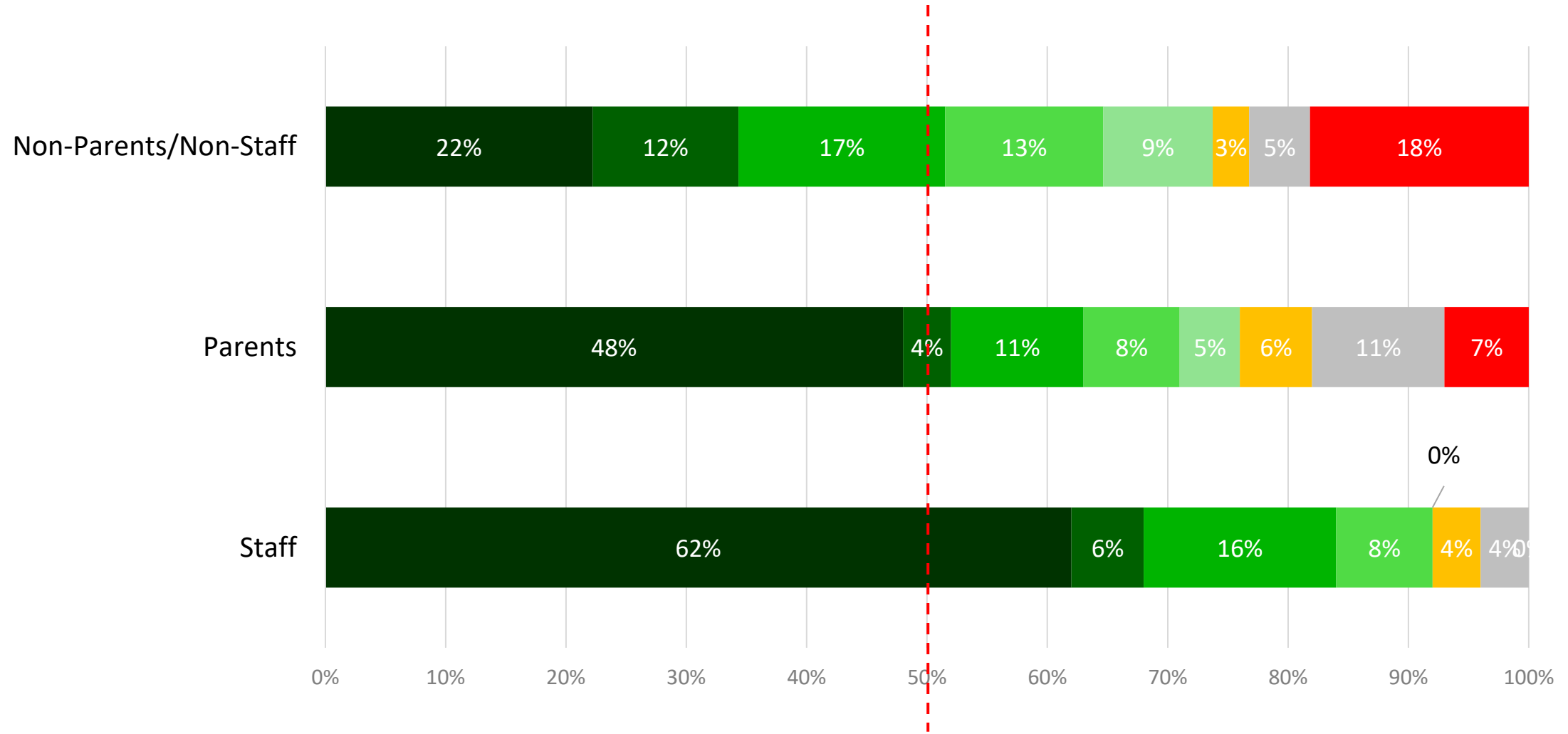
Cost Review

Grades 4-5 Addition & Close Rock School	\$10.9 million
Gym Addition	\$9.7 million
Career & Tech Ed (“Shop”)	\$2.7 million
Major Building Systems/Infrastructure	\$2.0 million
Close the Annex Building & Expand Middle-High School Cafeteria	\$3.1 million
Elementary School Updates	\$1.4 million
Middle-High School Updates	\$4.3 million

The chart below shows the tax mill rate impact for various facility referendum amounts.

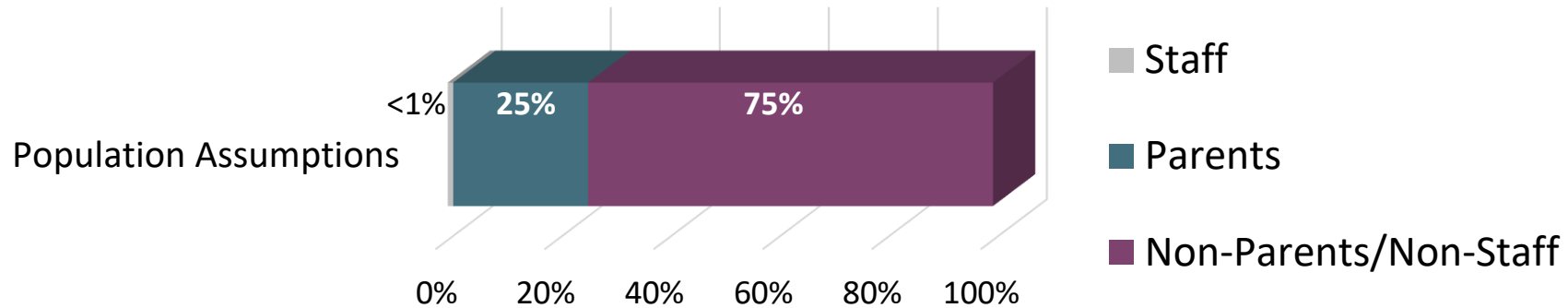
Referendum amount	\$11 million	\$16 million	\$21 million	\$26 million	\$31 million
Tax increase per \$100,000 of property value	\$131 per year (\$10.92 per month)	\$184 per year (\$15.33 per month)	\$241 per year (\$20.08 per month)	\$298 per year (\$24.83 per month)	\$355 per year (\$29.58 per month)

How much of a tax increase would you support through a referendum, assuming the projects included were acceptable to you?



■ \$31M
 ■ \$26M
 ■ \$21M
 ■ \$16M
 ■ \$11M
 ■ Only Smaller
 ■ Not sure/need more info
 ■ Not support any referendum

Additional Analysis: Weighted Support



$$\text{\$26M: } 0.25 (52\%) + 0.75 (34\%) = \underline{\underline{38.5\%}}$$

$$\text{\$21M: } 0.25 (63\%) + 0.75 (51\%) = \underline{\underline{54.0\%}}$$

$$\text{\$16M: } 0.25 (71\%) + 0.75 (64\%) = \underline{\underline{65.8\%}}$$

Priority Scores *(Resident Respondents)*



Project	Priority Score	Cost	Cumulative Cost
Major Building Systems/ Infrastructure	2.67	\$2.0M	\$2.0M
Grades 4-5 Addition & Close Rock School	2.43	\$10.9M	\$12.9M
MS-HS Updates	2.39	\$4.3M	\$17.2M
Elementary School Updates	2.35	\$1.4M	\$18.6M
Gym Addition	2.34	\$9.7M	\$28.3M
Close the Annex Building & Expand MS-HS Cafeteria	2.26	\$3.1M	\$31.4M
Career & Tech Ed	2.26	\$2.7M	\$34.1M

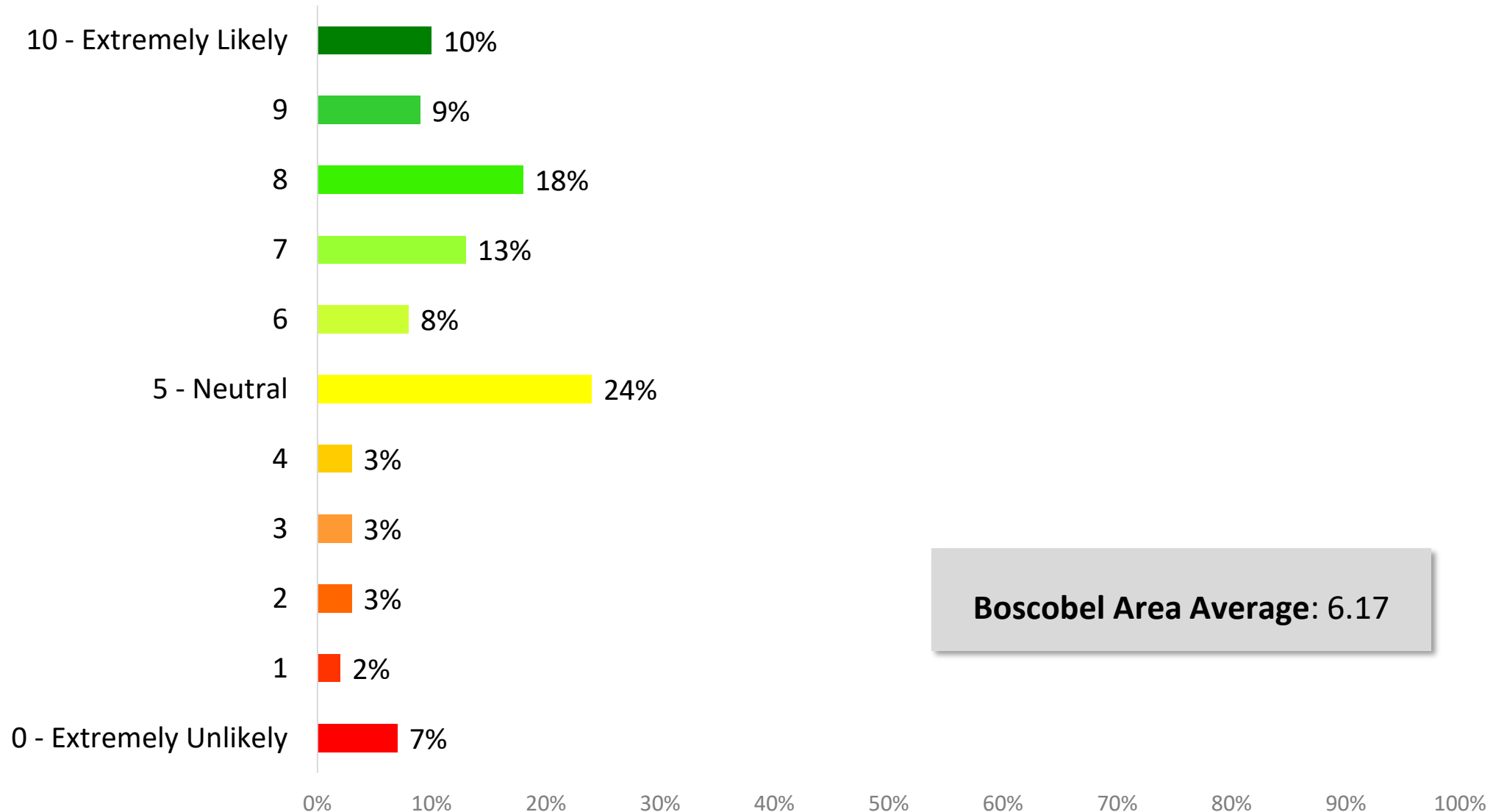
How is the District doing in the following areas?

Great (4), Good (3), Fair (2), Poor (1)



Item	Percent "Great" or "Good"	Average
Delivering a high-quality education	73%	2.85
Keeping the public informed	71%	2.83
Managing funds appropriately	68%	2.74
Building pride in the community	61%	2.70

On a scale of 0 – 10, how likely would you be to recommend the District to a friend or family member?





Questions or Comments?





Thank you!

