Boscobel Area Schools Newsletter October 2022

Homecoming Events!!

Monday
- Dress Up Theme: Movie Theme Day
- MS/HS PEP RALLY 8:00 am

Tuesday
-Dress Up Theme: Sunglasses/Flip Flop Day
-HS Volleyball @ Iowa Grant Game Time 5:45 pm

Wednesday
- Dress Up Theme: Camo/Blaze Orange Day

Thursday
-Dress Up Theme: Favorite Athlete Day (Jersey Day)
-Float Design/Window Painting/Football Field Signs
-6:30 pm Indoor Volleyball/PowderPuff Football

Friday
- Dress Up Theme: Red and White Day
- PEP RALLY/Homecoming Games 1:00 pm
- Parade 2:30 pm
- Football Game vs. New Lisbon 7:00 pm

Saturday
- Homecoming Dance (Grades 9-12) 8:00 pm-12:00 pm
- Grand March Begins at 8:30 pm

OCTOBER BOARD MEETING

The Monthly Regular Board Meeting will be held on **Monday, October 10th at 6:30pm.**

BUDGET MEETING

The Budget Meeting will be held in the Middle/High School Cafeteria on **Monday, October 24th, 2022 at 6:30 pm.**

ANNUAL MEETING

The 2022 Annual Meeting of the Boscobel Area School District will be held in the Middle/High School Cafeteria, 300 Brindley Street, Boscobel, on **Monday, October 24th, 2022 following the budget meeting.**

Reminder, Parent Teacher Conference on October 27th- EARLY RELEASE times, ES - 1:15 pm and MS/HS - 1:20 pm with parent teacher conference to follow from 1:45 pm - 8:30 pm.
October 28th- NO SCHOOL- Fall Break

The Boscobel Athletic Boosters hosted their annual tailgate party on September 16th.

The weather was perfect to eat and introduce the Football, Volleyball, and Cross Country teams and coaches.

The Chuck Yahn Memorial Award was also presented at the tailgate party to Todd Bell for his many hours of service and dedication to Boscobel Athletics as well as the community and school!

Thank you for all you do to make Boscobel great, Todd!

"We Believe All Our Students Can Achieve"

Wisconsin School Board Appreciation Week October 2nd-8th

Thank you to our school board for everything you do for the district and our community!

Todd Miller– President
Wendi Stitzer– Vice President
Casey Updike– Treasurer
Kaye Woodke– Clerk
Kim Trumm– Director
Jimmie Kaska– Director
Greg Loos– Director

National Custodian Day October 2nd

Thank you to the custodial staff for keeping the school district clean and running smoothly. You do an amazing job everyday!

Nate Copsey– Director of Facilities & Grounds
Burnie Faulkner
Jim Trumm
Sue Guernsey
Arnie Burgus
Theresa Pendleton
Emerald Faulkner
Collin McBride
Brent Childs




National School Lunch Week October 10th-14th

National School Lunch Week shines the spotlight on the programs and nutritious food served up every day throughout the school year. Today, many school districts not only offer lunch, but breakfast and an after school snack. The week focuses on healthy food choices, balanced diets, and portion sizes.

Thank you to our Food Service staff for going above and beyond to keep our students happy and health!

National School Bus Safety Week October 17th-21st

National School Bus Safety Week is an active and evolving public education program and an excellent way for parents, students, teachers, motorists, school bus operators, school administrators, and other interested parties - to join forces and address the importance of school bus safety. Designed to promote school bus safety, school districts throughout the country observe School Bus Safety Week.

Thank you to our transportation staff for keeping all of our students and staff safe!

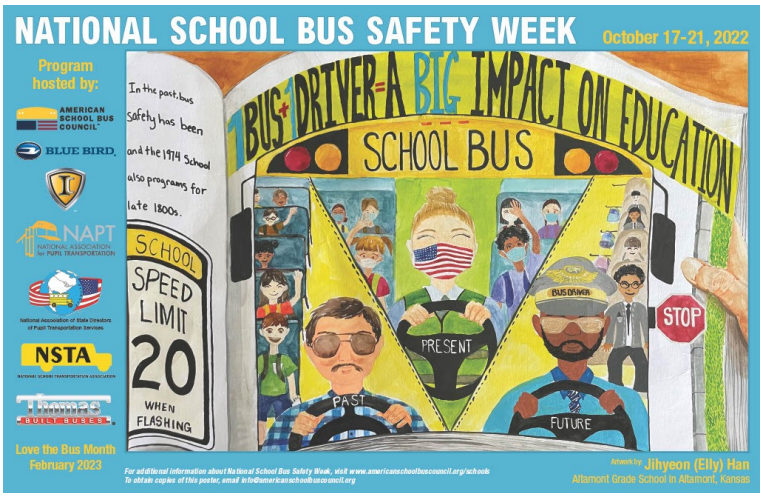

BUS TRANSPORTATION

Any concerns or problems with transportation should be referred to the Transportation Director at 375-5834.

In accordance with state statutes, the Boscobel Area Schools provides free transportation for students living two (2) or miles from the school. The authority of the bus driver to direct student behavior must be accepted by all students. This can include assignment of seats for individual students for the purpose of maintaining order. Students should remain in their seats, be quiet and orderly, and respect the rights of the other passengers.

Aisles should be kept clear and heads, arms, and legs kept inside of the bus at all times.

1. Bus drivers must keep written records of bus rules, violators and their violations.
2. Parents/guardians will be notified of continuous misbehavior.
3. Continued misbehavior may lead to suspension of bus transportation privileges. In a case where child has been suspended from the bus, the parent/guardian may be responsible for transporting the child to/from school.
4. Middle/High School students are not to board the bus at the grade school.
5. Extra-curricular Activity Trips:

a) Pupils shall respect the wishes of the adult advisors/coaches, chaperones and bus driver at all times.

b) It is recommended that all students ride school vehicles to and from school sponsored activities. However, if the need arises for a parent to transport his/her child to the activity, written per mission signed by the Building Administrator must be secured and submitted to the coach/ advisor prior to the activity. Parents/guardians who wish to transport their children home from an away activity must see the coach/advisor to sign them out. (Permission will only be granted to ride with parent/guardian.)

c) Emergency Bus Transportation: In emergency situations, death in family or illness, the District Administrator or the Head of Transportation may allow bus drivers to pick up and drop off students at parent and/or guardian designated home other than the students home. Such emergencies will be less than two (2) weeks in duration and would be subject to seating space being available on the bus.

Back to school

Checklist

Transportation Safety

Whether children walk, ride their bicycle or take the bus to school, it is extremely important that they take proper safety precautions. Here are some tips to make sure your child safely travels to school:

Walking to school

Review your family's walking safety rules and practice walking to school with your child

- ○ Walk on the sidewalk, if one is available; when on a street with no sidewalk, walk facing the traffic
- ○ Before you cross the street, stop and look left, right and left again to see if cars are coming
- ○ Make eye contact with drivers before crossing and always cross streets at crosswalks or intersections
- ○ Stay alert and avoid distracted walking

Riding a bicycle to school

Teach your child the rules of the road and practice riding the bike route to school with your child

- ○ Ride on the right side of the road, with traffic, and in single file
- ○ Come to a complete stop before crossing the street; walk bikes across the street
- ○ Stay alert and avoid distracted riding
- ○ Make sure your child always wears a properly fitted helmet and bright clothing

Riding the bus to school

Teach your children school bus safety rules and practice with them

- ○ Go to the bus stop with your child to teach them the proper way to get on and off the bus
- ○ Teach your children to stand six feet (or 3 giant steps) away from the curb
- ○ If your child must cross the street in front of the bus, teach him or her to walk on the side of the road until they are 10 feet ahead of the bus; your child and the bus driver should always be able to see each other

Driving your child to school

Stay alert and avoid distracted driving

- ○ Obey school zone speed limits and follow your school's drop-off procedure
- ○ Make eye contact with children who are crossing the street

School Safety

Many school-related injuries are completely preventable. Follow these steps to ensure your child's safety at school:

Preventing backpack-related injuries

Choose a backpack for your child carefully; it should have ergonomically designed features to enhance safety and comfort

- ○ Ask your child to use both straps when wearing their backpack to evenly distribute the weight on their shoulders
- ○ Don't overstuff a backpack; it should weigh no more than 5 to 10 percent of your child's body weight
- ○ Rolling backpacks should be used cautiously since they can create a trip hazard in crowded school hallways

Preventing playground-related injuries

To reduce strangulation hazards on playgrounds, have your child leave necklaces and jackets with drawstrings at home

nsc Member

720800 0121 ©2021 National Safety Council

Boscobel Elementary Family Fun Nights

The Big Book Tasting and Spaghetti Dinner

Tuesday, October 18
5:15 PM
Boscobel Elementary Gym

All elementary families are invited to join us for a **FREE** spaghetti dinner and book tasting where you will "taste" different selections of books to see which books fit your reading taste buds. Everyone goes home with a **FREE** book that fits just right!

WHY READ 20 MINUTES AT HOME?

Student A Reads	Student B Reads	Student C Reads
❖ 20 minutes per day.	❖ 5 minutes per day.	❖ 1 minute per day
❖ 3,600 minutes per school year.	❖ 900 minutes per school year.	❖ 180 minutes per school year.
❖ 1,800,000 words per year.	❖ 282,000 words per year.	❖ 8,000 words per year.
❖ Scores in the 90th percentile on standardized tests.	❖ Scores in the 50th percentile on standardized tests.	❖ Scores in the 10th percentile on standardized tests.

If they start reading for 20 minutes per night in Kindergarten, by the end of 6th grade, Student A will have read for the equivalent of 60 school days, Student B will have read for 12 schooldays, and Student C will have read for 3.

(Nagy and Herman, 1987.)

WANT TO BE A BETTER READER? SIMPLY READ.

A Friendly Reminder from your Title I Teacher Team!

With our Bulldogs Mrs. Brisbois and Mr. Marfilius made good use of the weather.

ELEMENTARY NEWS

Summer might be over, but we are excited to show you Owen R. who recently received his trophy Rainbow Trout mount.

The trout was generously donated by Doug Post the owner/ operator of Doug Post Taxidermy of Boscobel.

Doug mounted the fish and presented it to Owen.

As you can see, Owen was very excited and appreciative. He caught his prized fish during Boscobel Elementary's summer school enrichment program taught by Mr. Erik Kinney.

There were over 200 Rainbow Trout stocked in Sander's Creek due to a generous donation from Amcor. The trout were caught on poles and tackle donated through a grant from Cabela's in Prairie Du Chien. Cabela's provided over $1,000 worth of fishing poles and gear again this year!

Tall Tails, Shane Wagner of the Bruce Company, and Fillbacks Auto also are major contributors to the fishing class.

Mr. Kinney and his students would like to say thanks again to Doug Post, Cabela's, Amcor, Tall Tails, Shane Wagner, and Fillbacks for their contributions and success of the summer school fishing class. All donations were well-used and greatly appreciated.

ELEMENTARY NEWS

Our 4K Bulldogs are having bunches of fun with their apple unit!





Mrs. Bohringer's second grade class took a trip to the Boscobel Public Library!

They even got to play Library Bingo to help them learn about the rules at the library!

ELEMENTARY NEWS

Third grade took their first trip out to the school forest on Friday, Sept. 9th. They harvested tomatoes, apples, pairs, and hazelnuts. They also took a hike through the forest and played for a bit on Rock Island.

ELEMENTARY NEWS

Our little Bulldogs have been busy during their guided play focusing on pets and being the best vets they can be!

“Life is more fun if you play games.” — Roald Dahl

And that’s just what Mrs. Weiland's third grade class was doing in their math workplaces today!

Here they are hard at play using math games to enhance the skills they are working on in class!

MIDDLE SCHOOL NEWS

Our seventh grade scientists are doubling as detectives!

They participated in a “mystery microscope” activity where they had to use the microscopes to make observations and inferences about which organisms were under the microscopes.

They did a great job using their problem-solving skills.







MIDDLE SCHOOL NEWS

The Boscobel Middle School Student Council elected officers September 20th. Each candidate was required to give a speech to the middle school student body. Congratulations to these students who will be serving in a leadership role for sixth, seventh, and eighth grade: Caydee Chappell (President), Gunner Wayne (Vice President), Tatem Miller (Secretary), and Ali Morovits (Treasurer).



MIDDLE/HIGH SCHOOL NEWS

What do you think of when you hear the word "Scientist"?

That's what our 8th-grade students were asked to write on each of these cards. They had 6 minutes to use the cards to see who could build the tallest tower!!

The winning tower was 36 inches tall!





MS/HS - Afterschool Academic Support Program

Monday-Thursday 3:30 pm – 6:00 pm

Objective: The goal of this program is to provide academic support for students to improve learning and to provide support for students needing assistance or tutoring with course work. Students that are
struggling or students who need a space to work should take advantage of this free program.

Student-athletes and students in extra-curricular activities are also encouraged to attend. Students should notify the afterschool teacher of dates and times they are available to attend.

Snacks for Students Who Participate!

If you have any questions or would like to know more please reach out.

Thank you,

Julie Schellhorn
schejuli@boscobel.k12.wi.us
(608)375-4161

MIDDLE/HIGH SCHOOL NEWS

Students from Mrs. Dalton's transition class are once again operating a coffee shop!

They are open and selling apple cider, cappuccino, and hot chocolate. On Fridays they sell iced cappuccino frappes.

Hours are from 8:00-9:30 am daily except on Wednesday's hours are 8:00 -9:10 am.

Stop on by and try them out !



HIGH SCHOOL NEWS

Students in Mrs. French's Relationship Skills class were challenged the first week of school to build the tallest mini marshmallow and spaghetti tower using various forms of communication.

Students then discussed what worked and what didn't, how to best work with other people's ideas, how to compromise, and how to work together as a team.

We can't wait to see them develop these skills even more!

Mrs. French's Creative Foods 1 were all smiles as they did a team building and communication activity in class.

One student was blindfolded and the rest of the team had to give them directions to follow to put together a puzzle .

Only the blindfolded person could touch the pieces. They discussed the strategies that each group tried as they attempted to put together the puzzle.

Then they discussed how this is like cooking. For example, you need to follow directions, you need to carefully follow instructions (especially step-by-step instructions), and sometimes you get things ready before you start the task.





HIGH SCHOOL NEWS

On Sunday, September 25th the high school band participated in the Applefest Parade in Gays Mills!

The students did a terrific job playing and representing our Bulldogs!

DISTRICT WIDE NEWS

If your family is experiencing homelessness, please contact
Laurie Genz Prien 608-375-4164 ext 2516

The McKinney-Vento Homeless Assistance Act defines homeless children and youths as those who lack a fixed, regular, and adequate nighttime residence. The law provides several examples of situations that meet the definition. This includes children and youths: sharing housing due to a loss of housing, economic hardship, or a similar reason;

- living in hotels, motels, trailer parks, or camping grounds due to a lack of alternative adequate housing;
- living in emergency or transitional shelters;
- abandoned in hospitals;
- living in a public or private place not designated for, or normally used as, a regular sleeping accommodation for human beings;
- living in cars, parks, public spaces, abandoned buildings, substandard housing, bus or train stations, or similar places; and/or
- living in one of the above circumstances and who are migratory

Newsletter Notes from the Nurse

IMMUNIZATION NON-COMPLIANCE: If you have received legal notices for immunization non-compliance, please get your child vaccinated and submit the dates to school. You may also sign a personal conviction or religious waiver and submit that to school. The deadline for immunization compliance is October 13th. **NOTE: Non-compliant students will be excluded from school on October 14th!** Parents should be aware that children whose insurance covers immunizations will not be able to receive vaccines at local health departments. They will need to visit their primary health care provider for their immunizations, and we encourage parents to plan ahead to ensure their children are fully vaccinated during this back-to-school time. Uninsured children and those eligible for the Vaccines for Children (VFC) program can continue to receive their immunizations at their local health department or from a private health care provider.

FLU VACCINATIONS FOR ALL STUDENTS: Flu vaccinations are available to all students and will be provided by Grant County Health Department at school on October 20th, 2022. If you want your child to receive the flu vaccine, you must return the permission form to school by Monday, October 17th If you did not receive a flu consent form from your child, please contact the school nurse.

DENTAL CARE AT SCHOOL: Teeth-For-Life is offering a preventive dental program for ALL children in your district. A dental provider will come to the school to provide the services. The program includes: dental cleaning assessment to determine if sealants can be done, sealants if appropriate, a fluoride varnish treatment, and oral health education with a new toothbrush. A follow-up letter will be sent home to describe what was completed and what is recommended for future needs. All procedures will follow recommendations from the American Dental Association and Center for Disease Control and Prevention's recommendations for school-based dental sealant programs. Services do NOT include a dental exam or dental x-rays, therefore a visit to a dentist at least once a year is recommended. If you would like a permission form and did not receive one, please contact the school nurse.

SCREENINGS : Height, weight, vision & hearing screenings are completed annually for grades K-6th and early childhood students. We have already begun to screen and recheck students, and will mail referrals to parents/guardians for students who fail. Please call me if you receive a referral and have any questions, or are interested in applying for vision assistance. Screenings are not routinely performed for students in the Middle/High School. However, if you have any concerns & would like your child screened, please contact me. Adequate hearing & vision are essential for your child's academic development!

AUTOMATED EXTERNAL DEFIBRILLATORS (AEDs) : As part of our desire to make our schools safe for our students, visitors, and employees, Boscobel Area Schools is pleased to advise you that we have two Automated External Defibrillators (AEDs) in our district. A defibrillator delivers an electric shock to the heart to restore normal heart rhythm during cardiac arrest. Thousands of people die each year as a result of sudden cardiac events, most of them outside of the hospital. We have a Lifepak CR Plus AED at the middle/high school and at the elementary school. The defibrillators are in unlocked, alarmed cabinets that are mounted on the walls. The elementary school's AED is located in the lobby area (to your right, near the gym doors) as you enter the front entrance to the main elementary building. The middle/high school's AED is located in the lobby/ hallway on your left as you enter the front entrance of the building. When the cabinet doors are opened, a loud alarm will sound to alert everyone that there is a potential emergency. We also have a 3rd, portable AED for use on our athletic fields. The AED is a life saving device and is designed to work effectively unless tampered with. Any student who activates the alarm unnecessarily will be subject to disciplinary action. Staff have been trained to assist with an emergency during regular school hours. After school hours, this is a "public access" defibrillator. (Depending upon the activity, trained staff may not be available during after school activities.) If someone experiences a sudden death event, please feel free to utilize the equipment if you have had the proper training. Remember to call "9-1-1" to maintain a chain of survival. If the AED is used, contact me so I can replace the materials used in the resuscitation effort, and so that the proper event debriefing can be completed. We encourage all community members to learn CPR and AED use. It can be the difference between life and death!

COVID-19:

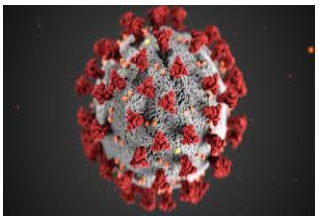

COVID-19 is a respiratory disease caused by SARS-CoV-2, a coronavirus discovered in 2019. The virus spreads mainly from person to person through respiratory droplets produced when an infected person coughs, sneezes, or talks. Some people who are infected may not have symptoms. For people who have symptoms, illness can range from mild to severe. Adults 65 years and older and people of any age with underlying medical conditions are at higher risk for severe illness. (https://www.cdc.gov/dotw/covid-19/index.html)

What are the symptoms of COVID-19?

The Wisconsin Department of Public Instruction offers this list of COVID-19 symptoms to be used in the school setting.

- Fever (100.0° Fahrenheit or higher), chills, or shaking chills
- Difficulty breathing or shortness of breath
- New loss of taste or smell
- Muscle aches or body aches
- Cough (not due to other known cause, such as chronic cough)
- Sore throat, when in combination with other symptoms
- Nausea, vomiting, when in combination with other symptoms
- Headache, when in combination with other symptoms
- Fatigue, when in combination with other symptoms
- Nasal congestion or runny nose (not due to other known causes, such as allergies), when in combination with other symptoms

What can I do to prevent COVID-19 infection?

In addition to basic health and hygiene practices, like handwashing, Centers for Disease Control and Prevention recommends some prevention actions at all COVID-19 Community Levels, which include:

- Staying Up to Date with COVID-19 Vaccines
- Improving Ventilation
- Getting Tested for COVID-19 If Needed
- Following Recommendations for What to Do If You Have Been Exposed
- Staying Home If You Have Suspected or Confirmed COVID-19
- Seeking Treatment If You Have COVID-19 and Are at High Risk of Getting Very Sick
- Avoiding Contact with People Who Have Suspected or Confirmed COVID-19

Any plan for in-person learning comes with some inherent risk of contracting COVID-19. The school board makes decisions regarding COVID-19 protocols.

References/Resources:

DHS https://www.dhs.wisconsin.gov/covid-19/index.htm
DPI https://dpi.wi.gov/sspw/2019-novel-coronavirus
CDC https://www.cdc.gov/coronavirus/2019-ncov/index.html
WHO https://www.who.int/emergencies/diseases/novel-coronavirus-2019

CDC recommends use of COVID-19 Community Levels to determine the impact of COVID-19 on communities and to take action. CDC also provides Transmission Levels (also known as Community Transmission) to describe the amount of COVID-19 spread within each county. Healthcare facilities use Transmission Levels to determine infection control interventions. For more information go to: https://covid.cdc.gov/covid-data-tracker

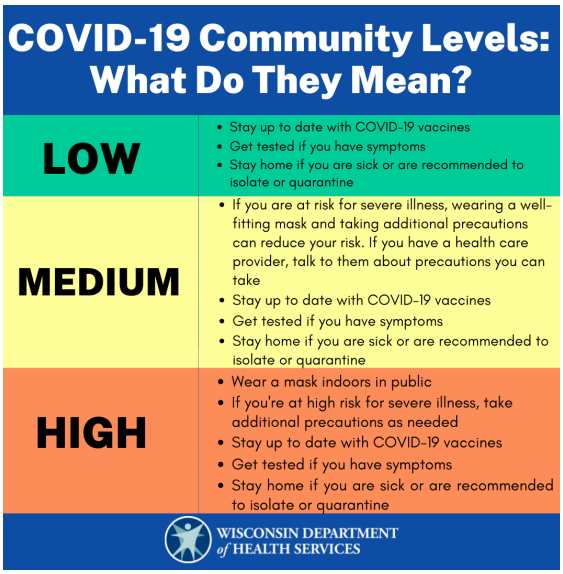

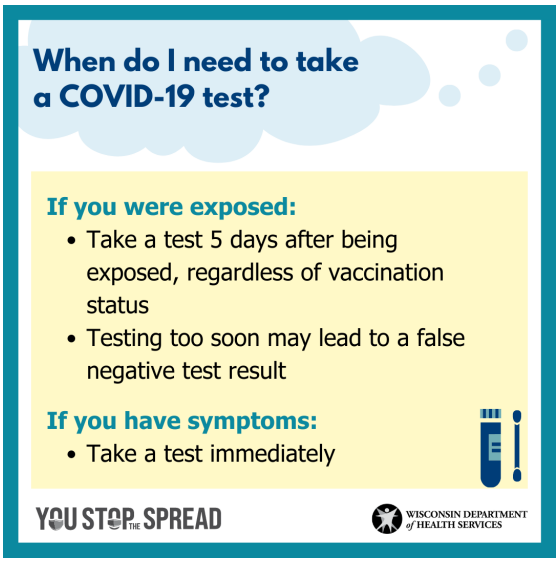

What You Need to Know

- CDC recommends everyone stay up to date with COVID-19 vaccination, including all primary series doses and boosters for their age group:
  - People ages **6 months through 4 years** should get all COVID-19 primary series doses.
  - People ages **5 years and older** should get all primary series doses, and the booster dose recommended for them by CDC, if eligible.
    - People ages **5 years to 11 years** are currently recommended to get the **original (monovalent) booster.**
    - People ages **12 years and older** are recommended to receive one **updated Pfizer or Moderna (bivalent) booster.**
      - This includes people who have received all primary series doses and people who have previously received one or more original (monovalent) boosters.
      - At this time, people aged **12 years to 17 years** can only receive the **updated Pfizer bivalent booster.**
- Getting a COVID-19 vaccine after you recover from COVID-19 infection provides added protection against COVID-19.
- People who are moderately or severely immunocompromised have different recommendations for COVID-19 vaccines, including boosters.
- COVID-19 vaccine and booster recommendations may be updated as CDC continues to monitor the latest data.

WHEN SHOULD I KEEP MY CHILD HOME FROM SCHOOL BECAUSE OF ILLNESS?
Children can become sick quickly. You should be aware of signs and symptoms of an illness and when NOT to send your child to school. If any of the following symptoms or illnesses listed below are noted, you should keep your child home from school. The school is not a place that a child can easily rest, and illnesses can spread or be passed on to others easily in the school environment.

- **FEVER**-Fever is defined as having a temperature 100-100.4 degrees F taken orally or under the arm, or 101 degrees F taken rectally. **NOTE: Students should not return to school until they are fever free (without the use of a fever-reducing medication) for 24 hours.**
- **VOMITING**
- **DIARRHEA**-runny, watery or bloody stools
- **BODY RASH**-if suspicious or accompanied by a fever
- **SORE THROAT-**with a fever
- **EYE DISCHARGE**-thick mucous or pus draining from the eye or pink eyes
- **YELLOWISH SKIN/EYES**
- **CHICKEN POX**-until the lesions are all scabbed over (about 7 days after onset of rash)
- **ANY COLD SYMPTOMS** that cause sinus pain, chest pain, frequent cough, or a cough productive of gray/green sputum (with or without a fever)
- **HEAD LICE**-as per school procedure & policy

Students with these symptoms are to be excluded from school until symptoms resolve, or until excused or treated by a doctor/health care provider. Together we can make our schools a healthy place to learn!

MONKEYPOX: Monkeypox is a rare disease caused by the monkeypox virus. It was first discovered in 1958, when two outbreaks of a pox-like disease happened in colonies of monkeys that were kept for research.

What are the symptoms of monkeypox?
The signs of monkeypox are similar to those of smallpox, but often milder. Overall, monkeypox lasts for two to four weeks. Symptoms might begin with:

- Fever
- Chills
- Headache
- Muscle aches
- Backache
- Swollen lymph nodes
- Exhaustion
- Respiratory symptoms

Within a few days, an infected person will develop a rash that usually starts on the face and spreads to other parts of the body. The monkeypox rash usually develops within one to three days after fever. However, some people may experience a rash or sores first, followed by other symptoms. Some people may also only develop a rash. The bumps then go through different stages before they fall off.

How do you get monkeypox?

Monkeypox spreads to a person when they come into contact with the virus from an animal, a person, or materials contaminated with the virus. The virus can then enter the body through broken skin or the eyes, nose, or mouth. Monkeypox does not spread easily from person to person. People must have close, sustained contact with an infected person to get the virus.

People usually become infected with monkeypox:

- by having direct contact with the skin lesions or body fluids of an infected person
- through sharing items such as bedding or clothing of an infected person
- through prolonged exposure to an infected person's respiratory droplets

Monkeypox can also be spread to people from animals through bites, scratches, preparation of wild game, and direct or indirect contact with the body fluids of an infected animal. The Centers for Disease Control and Prevention notes that human-to-human transmission is thought to mostly happen through large respiratory droplets. These cannot travel more than a few feet and people need to have "prolonged" face-to-face contact in order to spread the virus.

What should schools do about monkeypox?

Currently, the risk of monkeypox to children and adolescents is low. Several illnesses can cause a rash and fever in children, such as hand-foot-mouth disease and chickenpox (varicella). For a child without a known exposure to monkeypox, a fever and rash should be evaluated by a medical professional and schools should follow their standard illness policies for these situations. A healthcare provider can determine what treatment or testing the child needs. There are also multiple potential causes of rashes in adults. Parents, teachers, and staff members should understand the symptoms of monkeypox and see a healthcare provider if they remain concerned. If a person has a known exposure to monkeypox (i.e., is being monitored for monkeypox) and develops symptoms, they should isolate and contact their health care provider and/or local public health department for guidance.